

### Hình dĩa đặt công tắc



- ≈ Nấc gió nóng tốc độ cao
- ~ Nấc gió ấm tốc độ thấp
- ✱ Nấc gió mát tốc độ cao
- Tắt

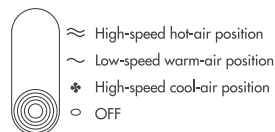
### Thông số sản phẩm

Ký hiệu	Điện áp định mức	Tần số định mức	Công suất định mức	Chiều dài dây nguồn	Đặt nấc
GHD-N700A	220-240V~	50/60Hz	700W	1m	Số 3
GHD-N700D	220-240V~	50/60Hz	700W	1m	Số 3

### Những điều cần chú ý

- Nên sử dụng nguồn điện ở 220 ~ 240V.
- Khi sử dụng không được che lấp cửa hút và cửa xả gió, nếu không sẽ dẫn đến bị cháy hoặc hư hỏng máy.
- Không được sử dụng máy sấy tóc gần đèn điện, giấy hoặc các vật liệu dễ cháy khác, nếu không dễ gây ra hỏa hoạn.
- Không được sử dụng máy sấy tóc gần nguồn khí hoặc các vật dễ cháy nhiệt độ cao khác.
- Không được nhét đồ vật sắc nhọn bằng kim loại hoặc các vật không phù hợp khác vào cửa hút của máy sấy tóc, nếu không sẽ làm hư hỏng máy sấy, thậm chí bị điện giật.
- Không đặt các vật nặng lên máy sấy, và tránh cửa sấy chịu rung lắc quá mạnh.
- Cảnh báo: Khi sử dụng máy sấy tóc trong phòng tắm, không được đứng gần nguồn nước, sau khi sử dụng xong phải rút phích cắm để tránh máy sấy tóc ở trạng thái thông điện gây hỏa hoạn.
- Không được sử dụng máy sấy tóc để sấy khô hoặc làm tóc trên người trẻ em, trừ khi có sự giám sát của người lớn, không được sử dụng máy sấy.
- Sau khi sử dụng, đưa công tắc của máy sấy về vị trí "dừng máy", rút phích cắm ra.
- Không được dùng khăn lau ướt hoặc khăn mặt ướt để lau thân máy sấy hoặc chặn cửa xả và cửa hút gió, nếu không sẽ làm máy hư hỏng.
- Không được sử dụng khi tay ướt, để tránh bị điện giật và không được sử dụng ở gần bồn tắm, chậu tắm hoặc các vật dụng chứa nước khác.
- Để tăng cường bảo vệ, khuyến nghị nên tư vấn bên lắp đặt RCD để lắp một thiết bị dòng điện dư (RCD) có dòng điện dư định mức không quá 30mA trong đường hồi cấp điện ở phòng tắm.
- Cảnh báo: Không được sử dụng sản phẩm này gần bồn tắm, vòi hoa sen, chậu rửa mặt hoặc các đồ dùng khác có chứa đầy nước.

### Schematic Diagram of Switch Settings



- ≈ High-speed hot-air position
- ~ Low-speed warm-air position
- ✱ High-speed cool-air position
- OFF

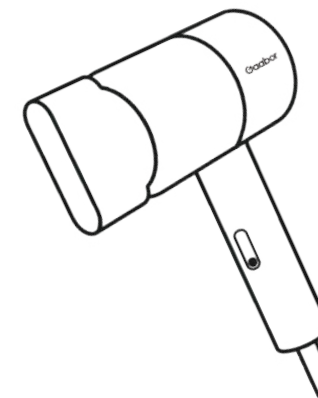
### Product parameters

Model	Rated voltage	Rated frequency	Rated power	Length of power cord	Positions
GHD-N700A	220-240V~	50/60 Hz	700W	1m	3
GHD-N700D	220-240V~	50/60 Hz	700W	1m	3

### Cautions

- Use a 220-240 V power supply.
- Do not cover the air outlet or the air inlet during use, otherwise this will cause burning or damage to the machine.
- Do not use the hairdryer next to fabric, paper or other flammable materials, otherwise this will easily cause a fire.
- Do not use the hairdryer next to gas or other highly combustible materials.
- Do not insert a sharp metal object or any other unsuitable object into the inlet or outlet of the hairdryer, otherwise this will cause damage to the hairdryer or even an electric shock.
- Do not place a too heavy object on the hairdryer in order to avoid excessive vibration of the air outlet.
- Warning: In the bathroom, keep the hairdryer away from the water source during use and unplug it after use, so as to prevent the energized hairdryer from causing a fire.
- Do not use the hairdryer to blow an infant's hair, and do not use the hairdryer except under the care of an adult.
- After use, set the switch of the hairdryer to the "OFF" position and pull the plug out.
- Do not use a wet cloth or wet towel to wipe the body of the hairdryer or block the air outlet or air inlet, otherwise this will cause damage to the machine.
- Do not use the hairdryer with a wet hand in order to prevent an electric shock, and do not use it near bathing pools, bathtubs or other vessels containing water.
- In order to increase protection, it is recommended to install a residual current device (RCD) with a rated residual working current of not exceeding 30 mA in the power supply circuit of the bathroom. Please consult the RCD installer.
- Warning: Do not use this product near bathtubs, showers, basins or other vessels containing water.

# Gaabor

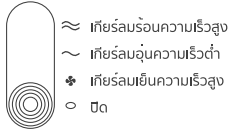


## User Manual for Electric Hairdryer

GHD-N700A / GHD-N700D

Before using this product, please read this manual carefully and keep it properly.

## แผนภาพตั้งค่าสวิตช์



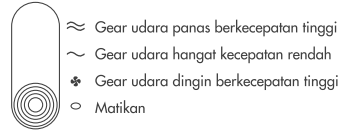
## พารามิเตอร์ผลิตภัณฑ์

รุ่น	แรงดันไฟฟ้าพิกัด	ความถี่พิกัด	กำลังพิกัด	ความยาวสายไฟ	ตั้งค่าระดับเกียร์
GHD-N700A	220-240V~	50/60Hz	700W	1m	เกียร์ 3
GHD-N700D	220-240V~	50/60Hz	700W	1m	เกียร์ 3

## ข้อควรระวัง

- ควรใช้ระบบไฟฟ้า 220-240V
- เวลาใช้งานโปรดอย่าปิดทางลมเข้าและทางระบายลม ซึ่งอาจทำให้เกิดเพลิงไหม้หรือทำให้เครื่องเสียหาย
- โปรดอย่าใช้ไดร์เป่าผมในสถานที่ที่ใกล้สิ่งติดเปีย กระดาษหรือวัตถุไวไฟอื่น ๆ ซึ่งอาจทำให้เกิดเพลิงไหม้ได้ง่าย
- โปรดอย่าใช้ไดร์เป่าผมในสถานที่ที่ใกล้แก๊สหรือวัตถุที่มีความไวไฟสูง
- โปรดอย่าเสียบของแหลมหรือสิ่งของไม่เหมาะสมเข้าไปในช่องลมเข้าและช่องลมออกของไดร์เป่าผม ซึ่งอาจทำให้ไดร์เป่าผมเสียหาย หรือแม้กระทั่งเกิดเพลิงไหม้
- โปรดอย่าทับของหนักบนไดร์เป่าผม หลีกเลี่ยงปากไดร์เป่าผมบนเบาะรถจักรยานยนต์หรือบนพื้น
- คำเตือน: เมื่อใช้ไดร์เป่าผมให้ห้องอาบน้ำ โปรดอย่าเข้าใกล้แหล่งน้ำ ถอดปลั๊กไฟออกหลังใช้เสร็จ หลีกเลี่ยงไดร์เป่าผมเชื่อมต่อกับไฟฟ้าแล้วเกิดเพลิงไหม้
- โปรดอย่าใช้ไดร์เป่าผมเพื่อเป่าผมบนหรือทำรงผมเด็กอายุน้อย นอกจากนี้ผู้จัดทำกับดูแลของผู้อื่น
- หลังใช้เสร็จ ถอดสวิตช์ไดร์เป่าผมให้อยู่ที่ "ปิดเครื่อง" ถอดปลั๊กไฟออก
- โปรดอย่าใช้ผ้าเปียกหรือผ้าขนหนูเปียกเช็ดไดร์เป่าผมหรือปิดช่องลมเข้าและช่องลมออก ซึ่งอาจทำให้ไดร์เป่าผมเสียหาย
- โปรดอย่าใช้มือเปียกดำเนินการ หลีกเลี่ยงไฟฟ้าช็อต และไม่ควรถูกใช้ไดร์เป่าผมในสถานที่ที่ใกล้เตียงอ่างอาบน้ำ ฟาคนวอาน้ำ กระบะล้างหรือภาชนะอื่นที่บรรจุน้ำ
- เพื่อเสริมการป้องกัน แนะนำติดตั้งอุปกรณ์วงจรตกค้าง(RCD) ที่กระแสทำงานปกติไม่เกิน 30mA รายละเอียดโปรดติดต่อสอบถามผู้ติดตั้งRCD
- คำเตือน: โปรดอย่าใช้ผลิตภัณฑ์นี้ในสถานที่ที่ใกล้เตียงอ่างอาบน้ำ ฟาคนวอาน้ำ กระบะล้างหรือภาชนะอื่นที่บรรจุน้ำ

## Diagram skema pengaturan sakelar



## Parameter produk

Model	Voltage Pengenal	Frekuensi Pengenal	Daya Pengenal	Panjang kabel listrik	Pengaturan gear
GHD-N700A	220-240V~	50/60 Hz	700 W	1m	3
GHD-N700D	220-240V~	50/60 Hz	700 W	1m	3

## Tindakan Perhatian

- digunakan pada satu daya 220-240V.
- Jangan menutupi saluran keluar udara dan saluran masuk udara saat digunakan, jika tidak, akan menyebabkan pembakaran atau kerusakan mesin.
- untuk mengurangi resiko terjadi kebakaran, jangan menggunakan pengering rambut di sebelah kain, kertas atau bahan mudah terbakar lainnya.
- Jangan menggunakan pengering rambut di sebelah gas atau barang yang sangat mudah terbakar lainnya.
- Jangan memasukkan benda tajam logam atau benda tidak cocok lainnya ke saluran masuk dan keluar pengering rambut, jika tidak, akan menyebabkan kerusakan pada pengering rambut atau bahkan sengatan listrik.
- Jangan letakkan benda yang terlalu berat pada pengering rambut untuk menghindari menahan getaran yang berlebihan dari lubang rambut.
- Peringatan: Saat menggunakan pengering rambut di kamar mandi, jangan mendekati sumber air, harus mencabut steker setelah selesai menggunakan untuk menghindari kebakaran yang disebabkan oleh pengering rambut di keadaan hidup.
- Jangan menggunakan pengering rambut untuk mengeringkan rambut dan membuat rambut pada anak. Jangan gunakan pengering rambut kecuali dalam keadaan perawatan orang dewasa.
- Setelah digunakan, letakkan sakelar pengering rambut pada posisi "berhenti" dan cabut steker.
- Jangan menyeka tubuh pengering rambut dengan kain basah atau handuk basah atau memblokir saluran keluar udara dan saluran masuk udara, jika tidak, akan menyebabkan mesin rusak.
- Jangan gunakan dengan tangan basah untuk mencegah sengatan listrik, atau menggunakannya di tempat dekat dengan bak mandi, bak mandi, atau wadah lainnya.
- Untuk meningkatkan perlindungan, disarankan untuk memasang perangkat sirkuit residu (RCD) dengan arus bekerja sisi dinilai tidak melebihi 30 mA di sirkuit listrik yang ditenagai oleh kamar mandi, berkonsultasi dengan pemasang RCD.
- Peringatan: Jangan gunakan produk ini di tempat dekat dengan bak mandi, pancuran, wastafel, atau peralatan lainnya.

All content in this manual has been carefully verified. If there are any printing errors or misunderstandings in the content, the final interpretation rights shall belong to our company. Special note: The product design and specifications are subject to change without prior notice, and the final physical product shall prevail.

 <https://www.gaabor-global.com>

Manufacturer: UNITED GAIN LIMITED  
Entrusting party: HANGZHOU GLOBAL JET ECOMMERCE CO., LTD  
Address: 1-2310, 501 2nd Avenue, QianTang New Area,  
Hangzhou, P.R. China  
Telephone: 0571-88269187  
Origin: Made in China